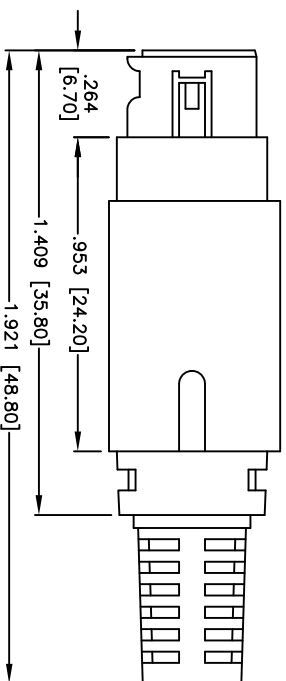
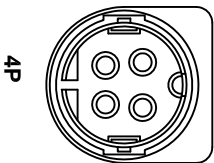
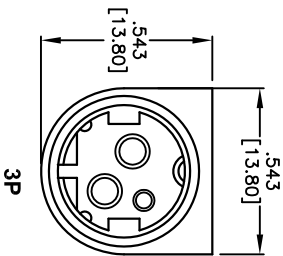
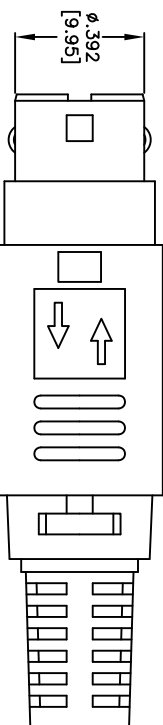
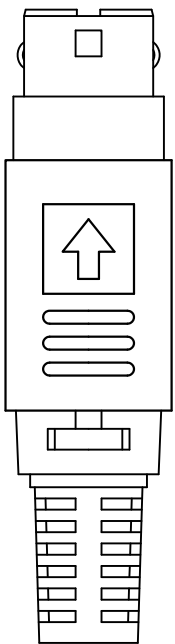


APPROVED: \_\_\_\_\_  
 DATE: \_\_\_\_\_ TITLE: \_\_\_\_\_

Rev	AWO #	Description	Date	Appr
-		RELEASED	01/13/06	
A		REVISED PIN ARRANGEMENT	2/12/10	



X	NO. OF POSITIONS
3P	3
4P	4

NOTE: SEE ASSEMBLY INSTRUCTIONS FOR MP SERIES (SHEET 2)

**SPECIFICATIONS:**

**Material:**  
 Plastic cover: Brass  
 Shell: Brass, Nickel plated  
 Cap: Brass, Nickel plated  
 Cable Fixer: Brass, Tin plated  
 Housing: PBT  
 PIN: Brass, Silver plated  
 POM Ring: POM  
 Spring: Steel  
 Plastic Tube: ABS  
 SR: PVC

**Electrical:**  
 Rating: 100V AC max. or 12V DC, 7.5A max.  
 Insulation resistance: 50 Mohms min @ 250 VDC  
 Dielectric withstanding voltage: 250 VAC/minute

**Environmental:**  
 Operating temperature: -20°C to +105°C  
 Lead free, RoHS Compliant



**ADAM TECH**

909 Railway Avenue, Union, NJ 07083  
 Phone: 908-687-5000 Fax: 908-687-5710

MINI DIN POWER PLUG  
 3 AND 4 POSITIONS

UNLESS OTHERWISE SPECIFIED ALL DIMENSIONS ARE INCHES [MM] TOLERANCES EXCEPT AS NOTED INCHES		HOLE SIZES		DATE	
.X	± .10	ØXX	± .10		
.XX	± .020	ØXXX	± .015		
.XXX	± .015	ØXXXX	± .010		
APPROVALS		DATE		TITLE	
DRAWN	SS	01/13/06		MINI DIN POWER PLUG 3 AND 4 POSITIONS	
CHECKED				SIZE PART NO. MP-XX-D	
APPROVED				REF: S00067T SCALE: NTS SHEET 1 OF 2	